



Concrete screw FBS IN.
The powerful concrete
screw for fast and
simple installation.



Concrete screw FBS IN.

The powerful concrete screw for fast and simple installation.



Recommendations

Suitable for building materials such as:



Cracked concrete



Uncracked concrete

Certificates / Features



Advantages, functions and installation steps.

The advantages at a glance

- The FBS IN offers tension and shear loads for the concrete classes 2,500psi until 8,000psi.
- The fischer concrete screw FBS IN is a powerful anchoring solution with good installation comfort in inch-systems.
- The special thread geometry enables fast cutting into the concrete and allows higher loads.
- The expansion-free anchorage (undercut) ensures low edge and axial clearances.
- The ribs under the head prevent accidental loosening of the concrete screw and make the system more secure.
- The concrete screw with its pressed-on washer is ideal for slot fixations and the anchoring of wooden constructions as well as beams and sills.
- The internal thread design fits perfectly to applications like fixings of pipe routes, channel systems, ventilation ducts and facilities in the building service engineering.

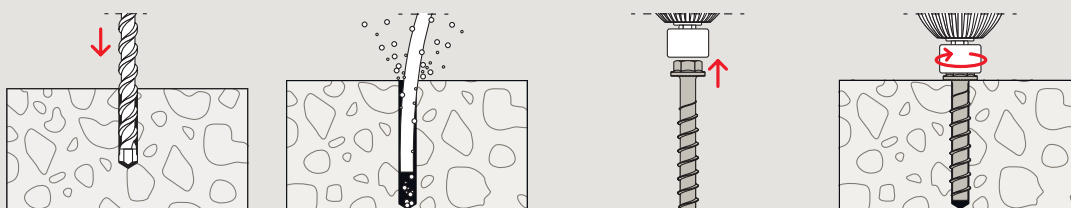
Function

- The concrete screw FBS IN is suitable for push-through and pre-positioned installation.
- For the installation, we recommend an impact wrench with a compatible socket.
- If the screw head is in contact with the fixture, the correct installation of the screw is ensured (visual setting check).

Installation steps exemplary for FBS IN I at the ceiling



Installation steps exemplary for FBS IN HW at the floor



Applications



Shelving systems



Steel beams




Brackets / base plates



Stair railing

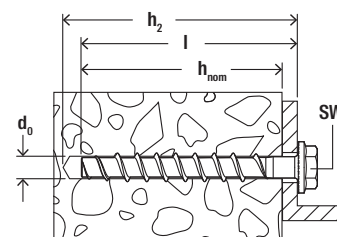


Pipelines



Cable trays

Assortment

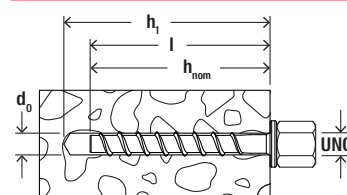


Concrete screw FBS IN HW



FBS IN HW - hexagon head

		Drill diameter	Min. drill hole depth for through fixings	Anchor length	Screw-in depth	Max. usable length	Through hole	Sales unit
	Item no.	d_0 [in]	h_2 [in]	l [in]	h_{nom} [in]	t_{fix} [in]	d_f [in]	[pcs]
Item								
FBS IN 3/8x2-1/8 HW	574032	3/8	2 1/4	2 1/8	1 5/8	1/2	1/2	50
FBS IN 3/8x3 HW	574033	3/8	3	3	2 1/2	1/2	1/2	50
FBS IN 1/2x4 HW	574034	1/2	3 1/2	4	3	1	5/8	25
FBS IN 1/2x6 HW	574035	1/2	4 3/4	6	4 1/4	1 3/4	5/8	25
FBS IN 5/8x4 HW	574036	5/8	3 3/4	4	3 1/4	3/4	3/4	15
FBS IN 3/4x5-1/2 HW	574037	3/4	4 1/2	5 1/2	4	1 1/2	7/8	10
FBS IN 3/4x7 HW	574038	3/4	6 3/4	7	6 1/4	3/4	7/8	10



Concrete screw FBS IN I



FBS IN I - internally threaded head

		Drill diameter	Min. drill hole depth for pre-positioned installation	Anchor length	Screw-in depth	Through hole	Connection thread UNC	Sales unit
	Item no.	d_0 [in]	h_1 [in]	l [in]	h_{nom} [in]	d_f [in]	[in]	[pcs]
Item								
FBS IN 1/4 X 1-5/8 I 3/8	574028	1/4	2 1/8	2 1/2	1 5/8	3/8	3/8	100
FBS IN 1/4 X 2-1/2 I 3/8	574029	1/4	2 5/8	2 1/2	2 1/2	3/8	3/8	100
FBS IN 1/4 X 1-5/8 I 1/4	574030	1/4	2 1/8	1 5/8	1 5/8	3/8	1/4	100
FBS IN 1/4 X 2-1/2 I 1/4	574031	1/4	2 5/8	2 1/2	2 1/2	3/8	1/4	100

Loads

Allowable loads of single anchors with large spacing and large edge distance											
Allowable values ¹⁾											
FBS IN HW (zp) (carbon steel, zinc-plated)			Ø3/8 "		Ø1/2 "			Ø5/8 "	Ø3/4 "		
Nominal embedment depth	h_{nom}	[in]	15/8 "	2 1/2 "	2 1/4 "	3 "	4 1/4 "	3 1/4 "	4 "	5 1/2 "	6 1/4 "
Effective embedment depth	h_{ef}	[in]	1.21	1.98	1.66	2.30	3.37	2.54	3.14	4.41	5.05
Uncracked concrete											
Tension	2,500 psi	N_{allow}	[lb]	613	1,313	954	1,529	2,759	2,133	2,791	4,130
	8,000 psi	N_{allow}	[lb]	1,096	2,349	1,706	2,736	4,935	3,816	4,993	7,388
Shear	≥ 2,500 psi	V_{allow}	[lb]	755	1,277	1,214	1,980	2,734	4,101	6,105	6,105
Cracked concrete											
Tension	2,500 psi	N_{allow}	[lb]	316	771	502	1,037	1,931	1,372	1,637	2,724
	8,000 psi	N_{allow}	[lb]	566	1,379	897	1,855	3,454	2,186	2,928	4,873
Shear	≥ 2,500 psi	V_{allow}	[lb]	535	1,120	860	1,402	2,734	3,255	6,105	6,105

Allowable loads of single anchors with large spacing and large edge distance						
Allowable values ^{1/2)}						
FBS IN I (zp) (carbon steel, zinc-plated)			Ø1/4 "			
Nominal embedment depth	h _{nom}	[in]	15/8 "	2 1/2 "		
Effective embedment depth	h _{ef}	[in]	1.24	2.01		
Uncracked concrete						
Tension	2,500 psi	N _{allow}	[lb]	504	1,271	
	8,000 psi	N _{allow}	[lb]	901	2,014	
Shear	≥ 2,500 psi	V _{allow}	[lb]	547	547	
Cracked concrete						
Tension	2,500 psi	N _{allow}	[lb]	184	401	
	8,000 psi	N _{allow}	[lb]	293	639	
Shear	≥ 2,500 psi	V _{allow}	[lb]	547	547	

¹⁾ Above values base on ESR-5456 and ACI 318-19 and apply for following requirements:

- Allowable loads consider a partial safety factor for action load of $\alpha = (1.2) D + (1.6) L = (1.2) (0.30) + (1.6) (0.70) = 1.48$

²⁾ Above values for FBS IN I (Hex coupler) do not consider the steel insert element used and resulting values might be lower depending on the steel grade of the used steel insert element.

Design strength of single anchors with large spacing and large edge distance

Design values¹⁾

FBS IN HW (zp) (carbon steel, zinc-plated)			Ø3/8 "		Ø1/2 "			Ø5/8 "	Ø3/4 "			
Nominal embedment depth	h_{nom}	[in]	1 5/8 "	2 1/2 "	2 1/4 "	3 "	4 1/4 "	3 1/4 "	4 "	5 1/2 "	6 1/4 "	
Effective embedment depth	h_{ef}	[in]	1.21	1.98	1.66	2.30	3.37	2.54	3.14	4.41	5.05	
Uncracked concrete												
Tension	2,500 psi	ϕN_n	[lb]	907	1,944	1,412	2,263	4,083	3,158	4,131	6,112	7,490
	8,000 psi	ϕN_n	[lb]	1,622	3,477	2,525	4,049	7,304	5,648	7,390	10,934	13,398
Shear	$\geq 2,500$ psi	ϕV_n	[lb]	1,118	1,890	1,797	2,930	4,047	6,069	9,036	9,036	9,036
Cracked concrete												
Tension	2,500 psi	ϕN_n	[lb]	468	1,141	743	1,535	2,857	2,031	2,423	4,032	4,835
	8,000 psi	ϕN_n	[lb]	837	2,041	1,328	2,745	5,111	3,235	4,334	7,212	8,648
Shear	$\geq 2,500$ psi	ϕV_n	[lb]	792	1,658	1,273	2,075	4,047	4,817	9,036	9,036	9,036

Design strength of single anchors with large spacing and large edge distance

Design values^{1,2)}

FBS IN I (zp) (carbon steel, zinc-plated)			Ø1/4 "		
Nominal embedment depth	h_{nom}	[in]	1 5/8 "	2 1/2 "	
Effective embedment depth	h_{ef}	[in]	1.24	2.01	
Uncracked concrete					
Tension	2,500 psi	ϕN_n	[lb]	746	1,881
	8,000 psi	ϕN_n	[lb]	1,334	2,980
Shear	$\geq 2,500$ psi	ϕV_n	[lb]	810	810
Cracked concrete					
Tension	2,500 psi	ϕN_n	[lb]	272	594
	8,000 psi	ϕN_n	[lb]	434	946
Shear	$\geq 2,500$ psi	ϕV_n	[lb]	810	810

¹⁾ Above values base on ESR-5456 and ACI 318-19 and apply for following requirements.²⁾ Above values for FBS IN I (Hex coupler) do not consider the steel insert element used and resulting values might be lower depending on the steel grade of the used steel insert element.

Loads

Ultimate strength of single anchors with large spacing and large edge distance											
Mean values ¹⁾											
FBS IN HW (zp) (carbon steel, zinc-plated)			Ø3/8 "		Ø1/2 "			Ø5/8 "	Ø3/4 "		
Nominal embedment depth	h_{nom}	[in]	15/8 "	2 1/2 "	2 1/4 "	3 "	4 1/4 "	3 1/4 "	4 "	5 1/2 "	6 1/4 "
Effective embedment depth	h_{ef}	[in]	1.21	1.98	1.66	2.30	3.37	2.54	3.14	4.41	5.05
Uncracked concrete											
Tension	2,500 psi	\bar{N}_u	[lb]	1,594	3,417	3,411	4,703	8,554	6,457	8,875	14,771
	8,000 psi	\bar{N}_u	[lb]	2,852	6,113	6,102	8,413	15,302	11,550	15,876	26,424
Shear	≥ 2,500 psi	\bar{V}_u	[lb]	2,123	<i>3,150</i>	3,411	5,564	<i>6,745</i>	<i>10,115</i>	<i>15,060</i>	<i>15,060</i>
Cracked concrete											
Tension	2,500 psi	\bar{N}_u	[lb]	823	2,006	1,543	3,189	5,937	3,571	5,034	8,377
	8,000 psi	\bar{N}_u	[lb]	1,472	3,588	2,760	5,704	10,621	5,687	9,006	14,985
Shear	≥ 2,500 psi	\bar{V}_u	[lb]	1,531	<i>3,150</i>	2,460	4,011	<i>6,745</i>	9,311	13,354	<i>15,060</i>

Ultimate strength of single anchors with large spacing and large edge distance					
Mean values ^{1/2)}					
FBS IN I (zp) (carbon steel, zinc-plated)			Ø1/4 "		
Nominal embedment depth	h _{nom}	[in]	15/8 "	2 1/2 "	
Effective embedment depth	h _{ef}	[in]	1.24	2.01	
Uncracked concrete					
Tension	2,500 psi	N _u	[lb]	2,202	4,545
	8,000 psi	N _u	[lb]	3,940	4,585
Shear	≥ 2,500 psi	V _u	[lb]	1,350	1,350
Cracked concrete					
Tension	2,500 psi	N _u	[lb]	691	1,234
	8,000 psi	N _u	[lb]	1,101	1,966
Shear	≥ 2,500 psi	V _u	[lb]	1,350	1,350

¹⁾ Above values base on fischer ENSO specification and apply for following requirements:

- Concrete strength based on ACI 318-19
- *Steel failure decisive = Figures in italics*

²⁾ Above values for FBS IN I (Hex coupler) do not consider the steel insert element used and resulting values might be lower depending on the steel grade of the used steel insert element.

Our 360° service to you.

From software solutions, to training, to personal consulting. As a reliable partner, we are always happy to assist you with words and deeds.



Your advantages:

- Our products range from chemical resin systems to steel anchors through to nylon anchors.
- Competence and innovation through own research, development and production.
- Global presence and active sales service in over 100 countries.
- Qualified technical consulting for economical and compliant fastening solutions. Also on-site at the construction site if requested.
- Training sessions, some with accreditation, at your premises or at the fischer academy.
- Design and construction software for demanding applications.

Design Software fischer FiXperience.

The fischer design Software FiXperience gives you safe and reliable support in measuring your projects whether you are a planer, structural engineer or craftsman. Measuring has never been so simple!



Software and modules for your daily work.

- The modular design program includes engineering software and application modules.
- The software is based on international design standards (ACI 318-19, ACI 318-14, EN 1992-4, EC1, EC2, EC3 and EC5), including the national application documents. All common force and measurement units are available.
- Incorrect input will be recognized and the software gives tips to get a correct result. This ensures a safe and reliable design every time.
- The graphical display can easily be rotated through 360°, panned, tilted or zoomed as required.
- The 3D display gives a detailed and realistic image.
- The “live update” feature helps to keep the program up to date ensuring you are always working with the latest version.
- Free download and updates at: www.fischer.de/fixperience-en



XXXXXXXXXXXXXXXXXXXX



ExpertGuide.

For more product information,
please use the fischer ExpertGuide.

Everything from a single source

The Expert Guide provides you with all the technical information about the product at a glance. From a brief overview with general information to instructions for installation and loads, all the data is included.

In clearly laid out tables, you will find details about the material of the FBS IN and further overviews of building materials and certificates. You can download the entire document at the QR code.



www.fischer-international.com/expertguide-fbsinch

Dealer:

www.fischer-international.com



fischer stands for

Fixing Systems
fischertechnik
Consulting
Electronic Solutions

fischerwerke GmbH & Co. KG
Klaus-Fischer-Straße 1 · 72178 Waldachtal
Germany
P +49 7443 12-0
www.fischer-international.com · info@fischer.de
